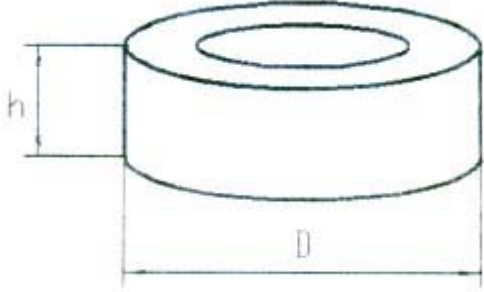
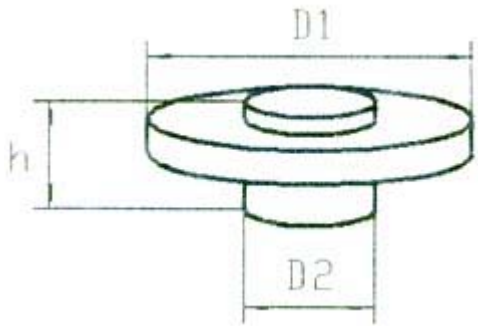
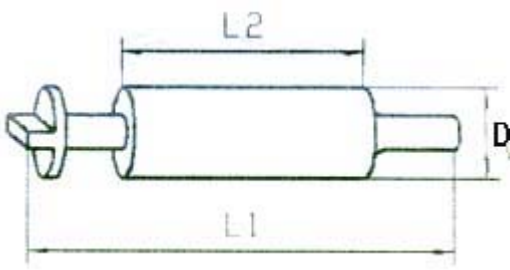
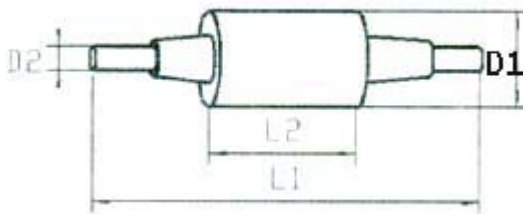
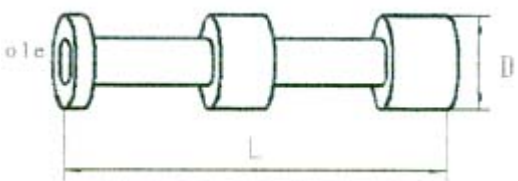
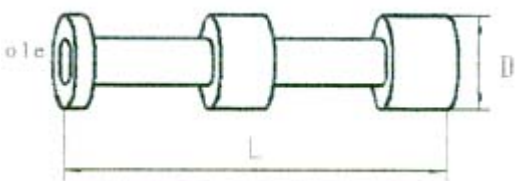


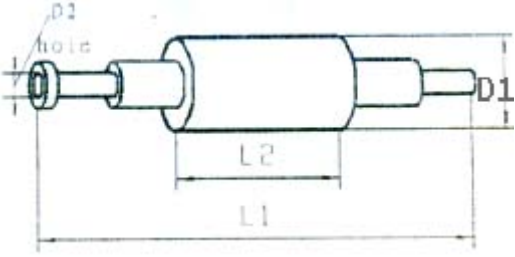
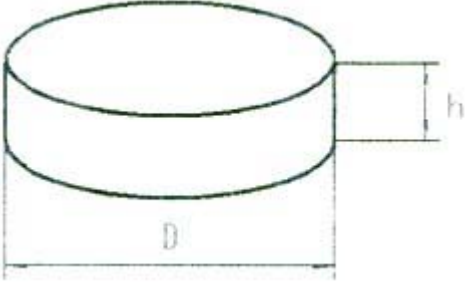
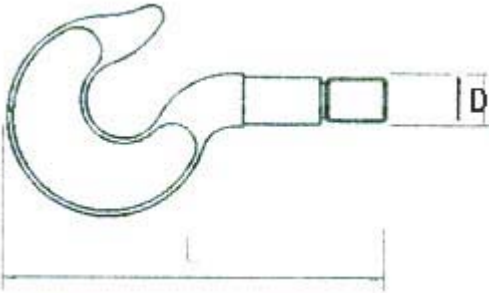
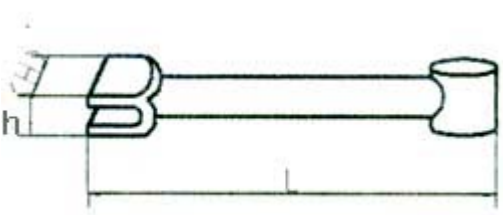



Production Capacity		
Product	Shape	Size(mm) & Weight(kgs)
Ring		h110-4100
		D350-4600
		W500-50000
Impeller		h-650
		D1-850
		d2-1750
Hot Roller		L1-5000
		L2-3500
		D-1600
Backup Roller		L1-7500
		L2-3500
		D1-2000
Hydraulic Turbine Shaft		D2-900
		W-100000
		L-10000
Hydraulic Turbine Shaft		D-2000
		W-100000



新元
NEWORIGIN

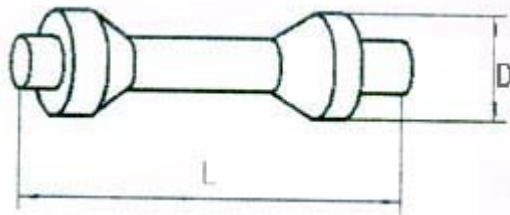

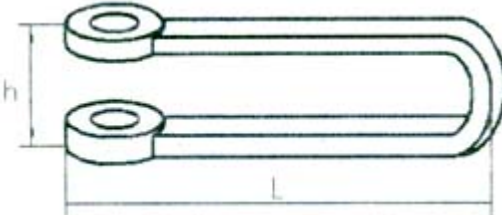
深圳市新元特钢有限公司
SHENZHEN NEWORIGIN SPECIAL STEEL CO. LTD

Thermal Power Wheel		L1-15700
		L2-7000
		D1-1280
		D2-140
		W-95000
Tube Plate		h110-1000
		D500-4300
		W600-100000
Hook		30t Open Die Forging
		40t Open Die Forging
		75t Open Die Forging
Connecting Rod		L-2200
		h (H) -2500
		W-2800
Barrel		L-1500
		D1 350 -1100
		D2 100-700
		W-52000



新元
NEWORIGIN

深圳市新元特钢有限公司
SHENZHEN NEWORIGIN SPECIAL STEEL CO. LTD

Axle		L-2200
		D-220
		W-550
Plate		a-2000
		b-3000
		c-700
		w-33000
Hoisting Ring		L-1500
		D(d)-520
		W-1100